



## **Aluminium Light-Duty Control Enclosure CC-3000**

Individual modular-design enclosures

# Aluminium Light-Duty Control Enclosure CC-3000 – Individual modular-design enclosures

The **BERNSTEIN CC-3000 light-duty control enclosure** is particularly suitable for encapsulating operator control panels, IPCs and display components and, thanks to its modular concept, can be simply adapted to versions tailored to specific customer requirements. The aluminium sections can be simply cut to the required lengths and assembled with aluminium corner modules. Different depths of the enclosure are achieved by variably combining aluminium sections. In addition to various widths, heights and depths, we offer a wide variety of customer-specific solutions:

- Door hinge mounted on left or right
- Choice of colours
- Ready-to-use front panels according to customer specifications with screen print or engraving
- Front frame customisation
- System solutions including specific preparation and wiring

In most applications it is necessary to mount the enclosure on a machine or wall. The following **BERNSTEIN suspension systems** are ideally suited for this purpose:

- Light-duty suspension system Type CS-2000 SL
- Medium-duty suspension system Type CS-3000
- Heavy-duty suspension system Type CS-2000 System 80

Selection of the suitable system depends on the total weight of the enclosure. The **enclosure sections are prepared (machined)** corresponding to the specific suspension system. We would be pleased to assist you in selecting the right system for your application.

## Product characteristics

- 5 possible enclosure designs (with or without integrated handles)
- Individual powder coating of the enclosure corners (standard: RAL 7016) and, on request, also of the sections (standard: naturally anodized)
- Single-walled sections provide outstanding **heat dissipation** (the air trapped in double-walled sections acts as thermal insulation, thus inhibiting heat dissipation)
- Rectangular front panels (this allows direct installation of commercially available controllers)
- Standard protection class IP 65 (max. widths and heights 600 x 600 mm)
- Extensive range of accessories
- Configuration corresponding to customer specifications (check list see 6, 7)
- Approbations: c UL us (Label on demand)



### Single section configuration

	Front panel	Rear panel	Section depth	Installation depth
<b>A</b>	Internally mounted	Fixed or hinged	120	103
			200	183
<b>B</b>	Externally mounted	Fixed or hinged	120	111
			200	191

### Configuration with combination of two sections (as door)

	Front panel	Rear panel	Section depth	Installation depth
<b>C</b>	Internally mounted	Internally mounted	120+55	149
			200+55	229
<b>D</b>	Externally mounted	Internally mounted	120+55	157
			200+55	237
<b>E</b>	Internally mounted	Externally mounted	120+55	157
			200+55	237
<b>F</b>	Externally mounted	Externally mounted	120+55	166
			200+55	246



Aluminium section depth comparison:  
200 mm (left) and 120 mm (right)



120 mm section with additional  
door extension (55 mm)

## Enclosure dimensions

The height and width of the BERNSTEIN CC-3000 light-duty control enclosure can be varied up to a maximum recommended size of approx. **600 x 600 mm**.

Larger control enclosures are available on request.

BERNSTEIN offers two **standard 120 mm and 200 mm wide sections** for creating different enclosure depths. By combining with the **55 mm door extension** for a **total depth of 175 mm and 255 mm** respectively.

The corresponding installation depths are listed above.

# Individual modular-design enclosures – Discover the range



Application example with left-hand and right-hand handles



Internally mounted front panel



Fixed rear panel



Application example with handles all round



Externally mounted front panel



Hinged rear panel with lock

The BERNSTEIN CC-3000 light-duty control enclosure makes a total of **5 different enclosure designs** possible by combining different sections. BERNSTEIN offers standard version sections and sections with handles:

- Without handles
- Handle only at bottom
- Handles on left and right
- Handles on left, right and bottom
- Handles all round

A practical quick assembly system with plastic fold-up retaining elements is used to secure the **internally-mounted front panel**. No changes need to be made to the front panel. The retaining elements can be

shifted to freely selectable and reversible positions within the sections in the enclosure.

Mounting screws are screwed through the **externally-mounted front panel** into captive nuts that are inserted in the moveable retaining elements that can be positioned as required. As a further mounting option, threaded studs welded on the back of the front panel (concealed from the outside) are locked with nuts behind the retaining elements thus holding the front panel. Even when the door extension is used, the rear panel can still be secured in the described manner.

The **rear panel** can be screwed down or configured as a door without restricting the installation space by using hinges or articulated hinges.



The extruded aluminium section features **all-round grooves** (see image), allowing components to be simply secured with spring nuts without the need for mechanical modification to the enclosure. Furthermore, a cable routing is simply possible within the area of suspension system attachment.

## BERNSTEIN System Solutions

Expertise from under one roof

### However, this is not all

- Suspension system components for mounting from above and below
- Different keyboard solutions
- Attachment elements for console versions
- Different interface solutions
- Internal, external fans or air conditioners
- Cable routing components

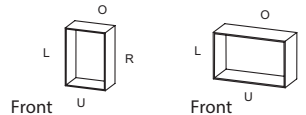


# Checklist – Enclosure CC-3000

Customer	*Product group	*Code	*Article number
Address		Customer No.	
Telephone	Telefax	Industry	
Contact person		Department	
<input type="checkbox"/> Pricing enquiry			
		Target price	Quantity
<input type="checkbox"/> Enquiry			
		*Enquiry No.	Annual requirement
<input type="checkbox"/> Order			
Delivery date			

## 1 Enclosure

- Standard
- Console enclosure, upper section
- Console enclosure, lower section



Anticipated installation weight \_\_\_\_\_ kg

## 2 Dimensions (mm) (always referred to the standard section)

### External enclosure dimensions

Width x height (W x H) \_\_\_\_\_ x \_\_\_\_\_

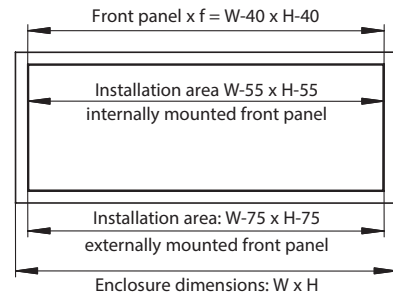
Front panel dimensions (e x f) \_\_\_\_\_ x \_\_\_\_\_

$e \times f = W - 40 \times H - 40$

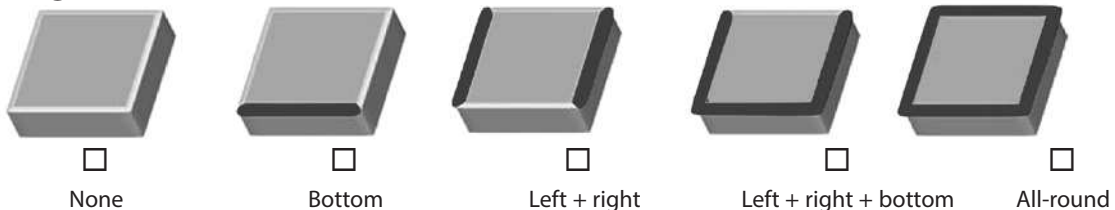
Rear panel dimensions W x H \_\_\_\_\_ x \_\_\_\_\_

Screw-fixed rear panel:  $W \times H = W - 7 \times H - 7$

Hinged rear panel:  $W \times H = W - 9 \times H - 9$



## 3 Front design (handle selection)



(Important! The external enclosure dimensions increase by 16.5 mm on the side where a handle strip is selected)

## 4 Enclosure without door section

### Enclosure depth

External depth

120 mm

200 mm

### Front panel position

Installation depth

Internal  103 mm

External  111 mm

Internal  183 mm

External  191 mm

### Rear panel position

Screw-fixed or hinged

Screw-fixed

With standard hinge

With screw-mounted rear panel hinge

## 5 Enclosure with door section 55 (FP = Front panel, RP = Rear panel)

Front door

or

Rear door

External articulated hinges

55 + 120

120 + 55

FP and RP internal

Installation depth 149 mm

FP internal and RP external

Installation depth 157 mm

FP external and RP internal

Installation depth 157 mm

FP and RP external

Installation depth 166 mm

55 + 200

200 + 55

Installation depth 229 mm

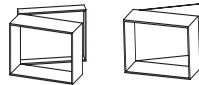
Installation depth 237 mm

Installation depth 237 mm

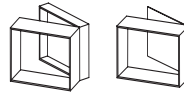
Installation depth 246 mm

\* Completed by BERNSTEIN AG

## 6 Door mounting

 Left


or



or

 Right

## 7 Lock

 Square (mm):  6

 7

 **8 (Standard)**
 T-handle without lock

 Triangle (mm):  7

 8

 6,5 (CNOMO)

 T-handle with lock

 Two-way bit (mm):  3

 5

 E1 (without key)

 Daimler Benz: 
 Special lock/customer specification

 T-handle E1 (without key)

## 8 Front panel

 None

 With

 Without keyboard, 0°, without lock, 2HM

(2HE = 89 mm, 3HE = 134 mm)

19" Installation kit \_\_\_\_\_ Qty.

## 9 Rear panel

 None

 With

 Without keyboard, 20°, without lock, 3HM

 Clamping element for Simatic

 With keyboard, 0°, without lock, German, PS2, 2HM

 With keyboard, 20°, without lock, German, PS2, 3HM

 To customer specification (description under Point 14)

## 10 Partition (partition height 13 mm)

 Vertical

\_\_\_\_\_ Qty.

 Not mounted (standard)

 Mounted on right

 Mounted on left

 Horizontal

\_\_\_\_\_ Qty.

 unmounted (standard)

 Bottom mounted

 Top mounted

## 11 Partial front panels

 none

 1<sup>st</sup> operator panel: \_\_\_\_\_ Width x \_\_\_\_\_ Height

 Not mounted

 INTERNALLY mounted

 EXTERNALLY mounted

\_\_\_\_\_ (Art. No. BP)

 2<sup>nd</sup> operator panel: \_\_\_\_\_ Width x \_\_\_\_\_ Height

 Not mounted

 INTERNALLY mounted

 EXTERNALLY mounted

\_\_\_\_\_ (Art. No. BP)

## 12 Preparation for suspension system None

 Standard preparation (flange SL/CS-3000)

 Turn/tilt coupling

 Tilt adapter (only section 200)

 Flange coupling 80 (only section 200)

 Console connector

 Automotive adapter

 WS coupling

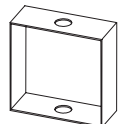
 CS-3000/48

 Special preparation to

customer specification (see below)

 Top

Side

 Bottom

 SS cover, top  SS cover, bottom

## 13 Surface finish

Basic sections:

Door sections:

Corner modules/end caps:

Partition:

Front panels:

Rear panels:

### Standard

 Anodised, natural

 Anodised, natural

 RAL 7016, powder-coated

 Anodised, natural

 Anodised, natural

 Anodised, natural

### Customer specification

 \_\_\_\_\_

 \_\_\_\_\_

 \_\_\_\_\_

 \_\_\_\_\_

Article number FP: \_\_\_\_\_

Article number RW: \_\_\_\_\_

## 14 Accessories, Remarks (included in delivery specification: key (except E1 lock) and earthing kit)

 KDL 16/4

 KDL 24/5

 Grommet 3-4 mm

 Grommet 6-7 mm

 Dummy grommet

Only with automotive adapter or without SS preparation (KDL = cable gland strip)

\_\_\_\_\_ Qty.

\_\_\_\_\_ Qty.

\_\_\_\_\_ Qty.

Additionally: \_\_\_\_\_

 Annexes

Slsmn. \_\_\_\_\_ TAV \_\_\_\_\_ TAV \_\_\_\_\_

 No Annexes



**Switch systems –  
Economy meets safety**



**Sensor systems –  
Compact intelligence**



**Enclosure systems –  
Function and design**

[www.bernstein.eu](http://www.bernstein.eu)

## Contact

**International Headquarters  
BERNSTEIN AG**  
Hans-Bernstein-Str. 1  
32457 Porta Westfalica  
Fon +49 571 793-0  
Fax +49 571 793-555  
[info@de.bernstein.eu](mailto:info@de.bernstein.eu)  
[www.bernstein.eu](http://www.bernstein.eu)

**Denmark  
BERNSTEIN A/S**  
Fon +45 7020 0522  
Fax +45 7020 0177  
[info@dk.bernstein.eu](mailto:info@dk.bernstein.eu)

**France  
BERNSTEIN S.A.R.L.**  
Fon +33 1 64 66 32 50  
Fax +33 1 64 66 10 02  
[info@fr.bernstein.eu](mailto:info@fr.bernstein.eu)

**Italy  
BERNSTEIN S.r.l.**  
Fon +39 035 4549037  
Fax +39 035 4549647  
[info@it.bernstein.eu](mailto:info@it.bernstein.eu)

**United Kingdom  
BERNSTEIN Ltd**  
Fon +44 1922 744999  
Fax +44 1922 457555  
[info@uk.bernstein.eu](mailto:info@uk.bernstein.eu)

**Austria  
BERNSTEIN GmbH**  
Fon +43 2256 62070-0  
Fax +43 2256 62618  
[info@at.bernstein.eu](mailto:info@at.bernstein.eu)

**Switzerland  
BERNSTEIN (Schweiz) AG**  
Fon +41 44 775 71-71  
Fax +41 44 775 71-72  
[info@ch.bernstein.eu](mailto:info@ch.bernstein.eu)

**Hungary  
BERNSTEIN Kft.**  
Fon +36 1 4342295  
Fax +36 1 4342299  
[info@hu.bernstein.eu](mailto:info@hu.bernstein.eu)

**China  
BERNSTEIN Safe Solutions  
(Taicang) Co., Ltd.**  
Fon +86 512 81608180  
Fax +86 512 81608181  
[info@bernstein-safesolutions.cn](mailto:info@bernstein-safesolutions.cn)